

Non-Calculator

Q1.

A point lies on the graph with equation $y = x^2 + x$
The x-coordinate of the point is -3

Circle the coordinates of the point.

$(-3, -12)$

$(-3, -6)$

$(-3, 6)$

$(-3, 12)$

(Total 1 mark)

Q2.

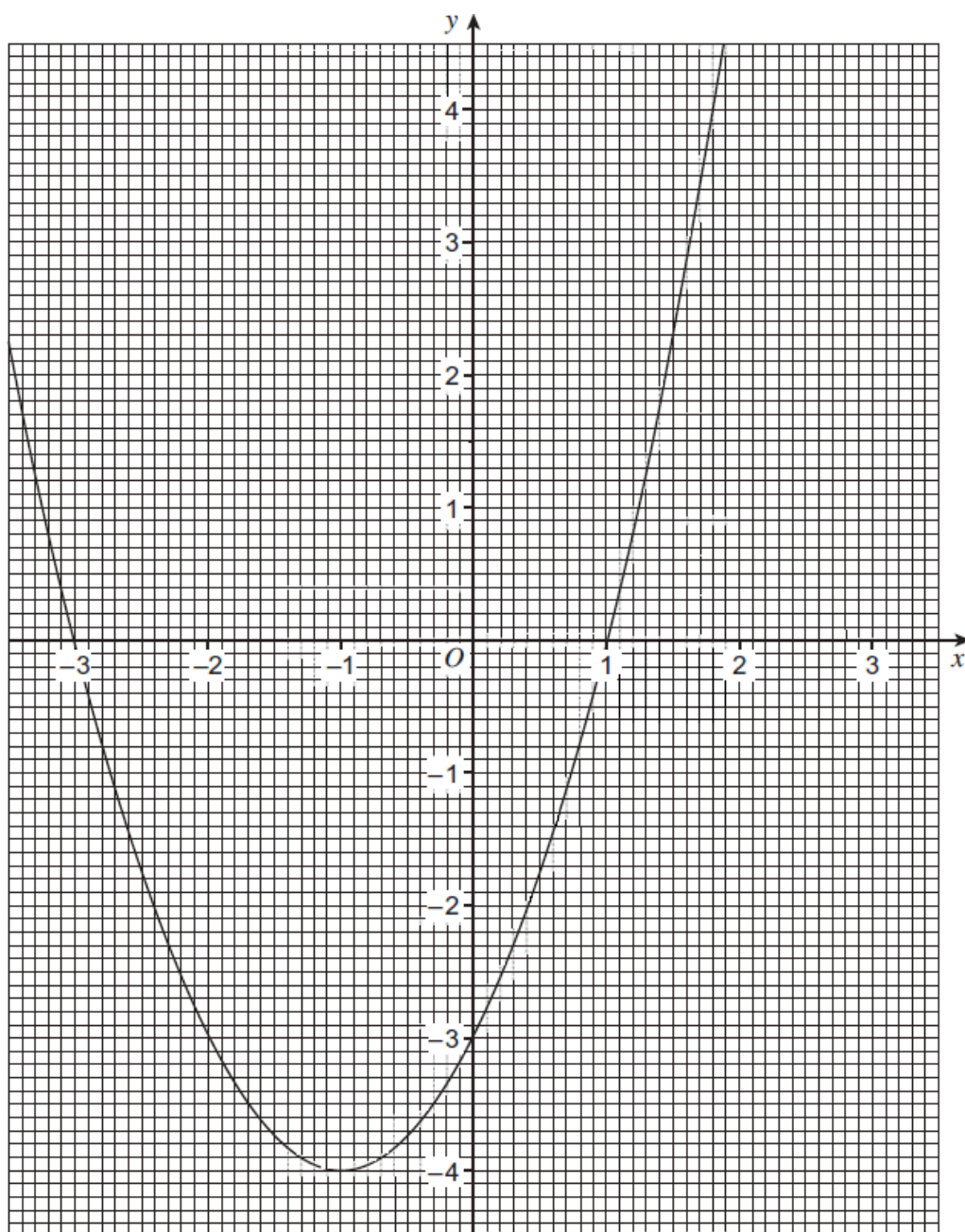
The graph of $y = x^2 + 2x - 3$ is drawn below.

Draw an appropriate straight line on the graph to work out the approximate solutions of

$$x^2 + x - 3 = 0$$

Answer _____

$$y = x^2 + 2x - 3$$



(Total 3 marks)


Q3.

(a) Complete the table of values for $y = x^2 - 2x$

x	-1	0	1	2	3
y		0	-1		

(2)

(b) Draw the graph of $y = x^2 - 2x$ for values of x from -1 to 3



(2)

(c) Write down the coordinates of the turning point of the graph.

Answer (.....,

(1)

(Total 5 marks)

Q4.

Circle the two roots of $(2x + 3)(5x - 2) = 0$

$$-\frac{3}{2}$$

$$-\frac{2}{5}$$

$$\frac{2}{5}$$

$$\frac{3}{2}$$

(Total 1 mark)

Calculator

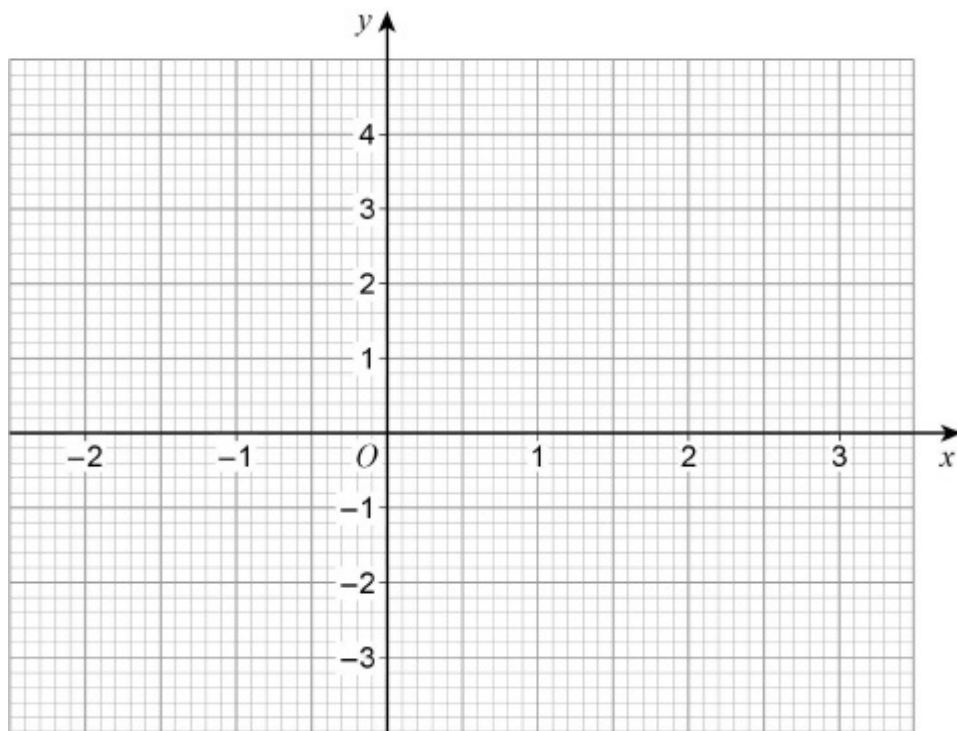
Q5.

- (a) Complete the table of values for $y = x^2 - x - 2$

x	-2	-1	0	1	2	3
y			-2	-2		4

(2)

- (b) Draw the graph of $y = x^2 - x - 2$ for values of x from -2 to 3



(2)

(Total 4 marks)

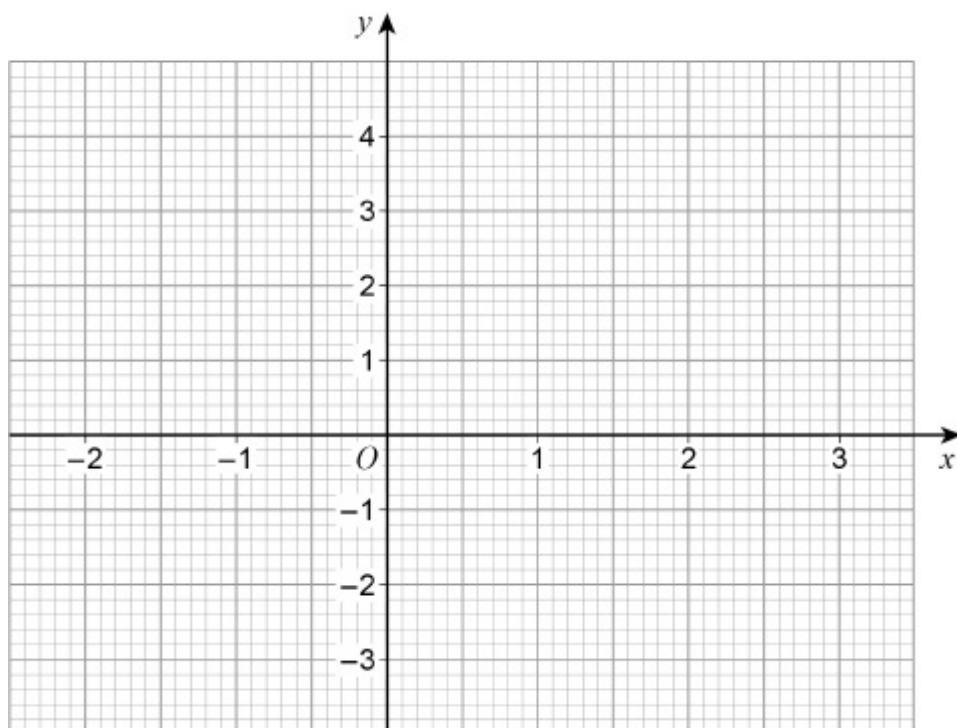
Q6.

(a) Complete the table of values for $y = x^2 - x - 2$

x	-2	-1	0	1	2	3
y			-2	-2		4

(2)

(b) Draw the graph of $y = x^2 - x - 2$ for values of x from -2 to 3



(2)

(c) Write down the ~~ex~~ordinate of the turning point of the graph.

Answer _____

(1)

(Total 5 marks)

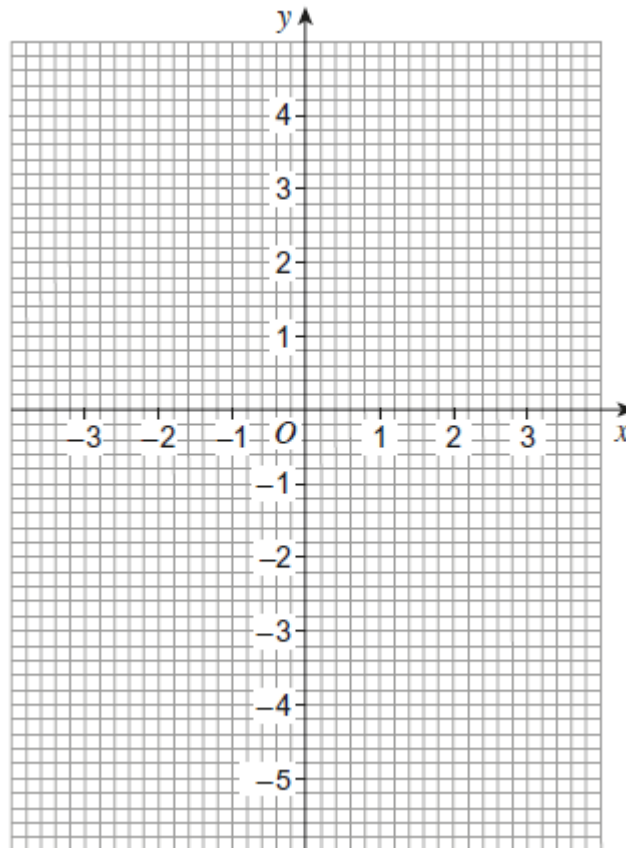
Q7.

- (a) Complete the table of values for $y = x^2 - 5$ for values of x from -3 to 3

x	-3	-2	-1	0	1	2	3
y	4		-4			-1	4

(2)

- (b) Draw the graph of $y = x^2 - 5$ for values of x from -3 to 3



(2)

- (c) Use the graph of $y = x^2 - 5$ to write down the values of x when $y = 0$

Answer _____ and _____

(1)

(Total 5 marks)

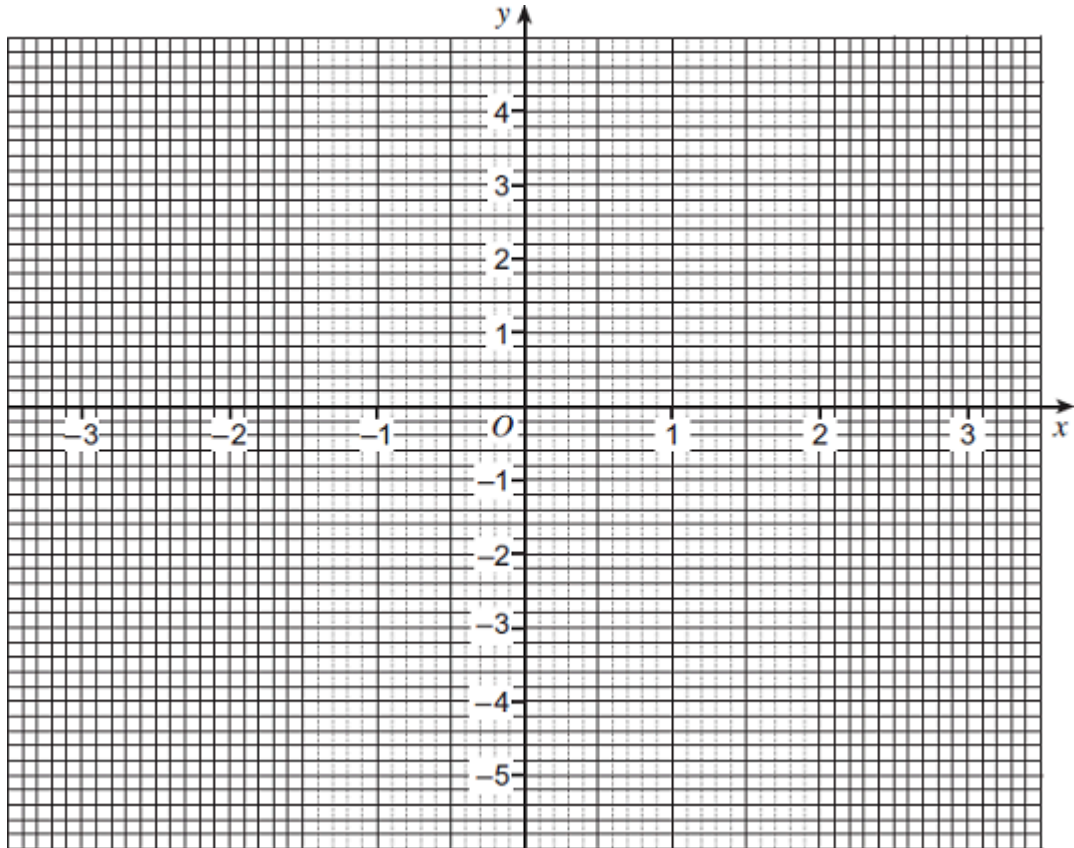
Q8.

(a) Complete the table of values for $y = x^2 - 5$

x	-3	-2	-1	0	1	2	3
y		-1	-4	-5		-1	4

(2)

(b) Draw the graph of $y = x^2 - 5$ for values of x from -3 to 3.



(3)

(c) Write down the values of x when $y = 0$

Answer _____ and _____

(2)

(Total 7 marks)


Q9.

(a) Complete the table of values for $y = 3 - x^2$

x	-3	-2	-1	0	1	2	3
y		-1	2		2		-6

(2)

(b) Draw the graph of $y = 3 - x^2$ for values of x from -3 to 3



(2)

(c) Use the graph to work out the values of x when $y = -1.5$

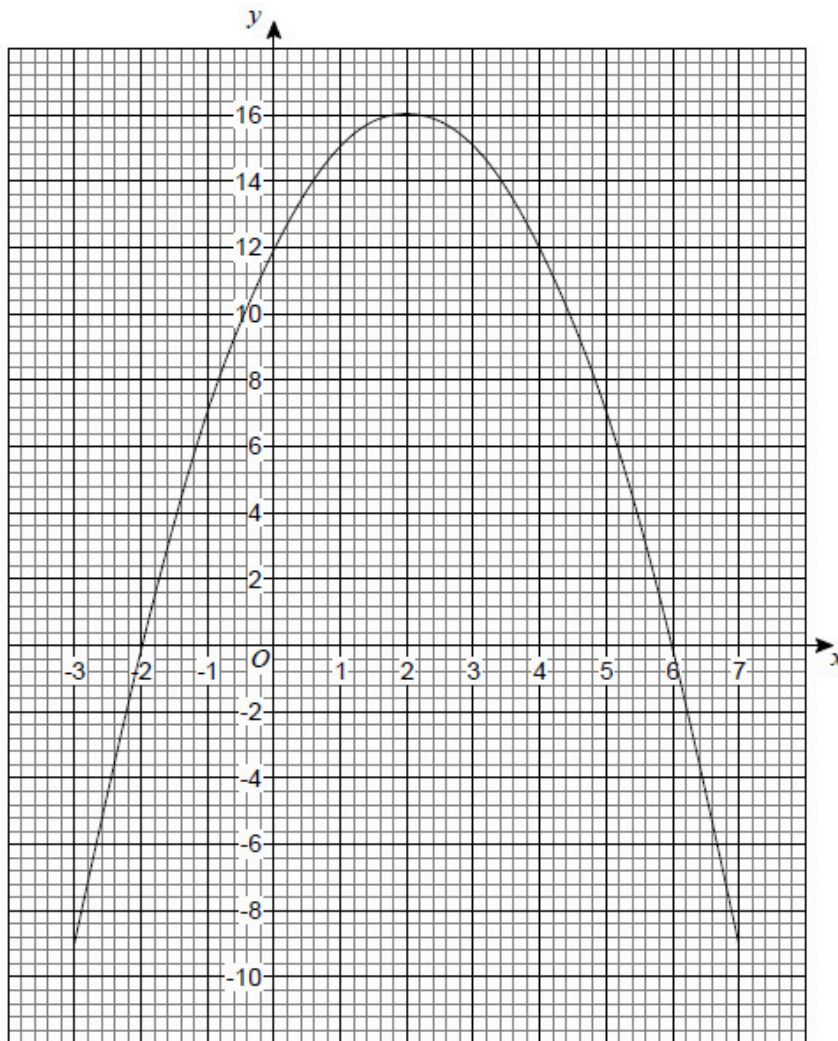
Answer _____ and _____

(2)

(Total 6 marks)

Q10.

The graph $y = a + bx - x^2$ is shown.



(a) Circle the coordinates of the turning point of the curve.

(-2, 0) (0, 12) (2, 16) (6, 0)

(1)

(b) Circle the value of a .

-2 12 16 6

(1)

(c) Circle the two roots of $a + bx - x^2 = 0$

-2 and 6 2 and -6 2 and 6 -2 and -6

(1)

(Total 3 marks)

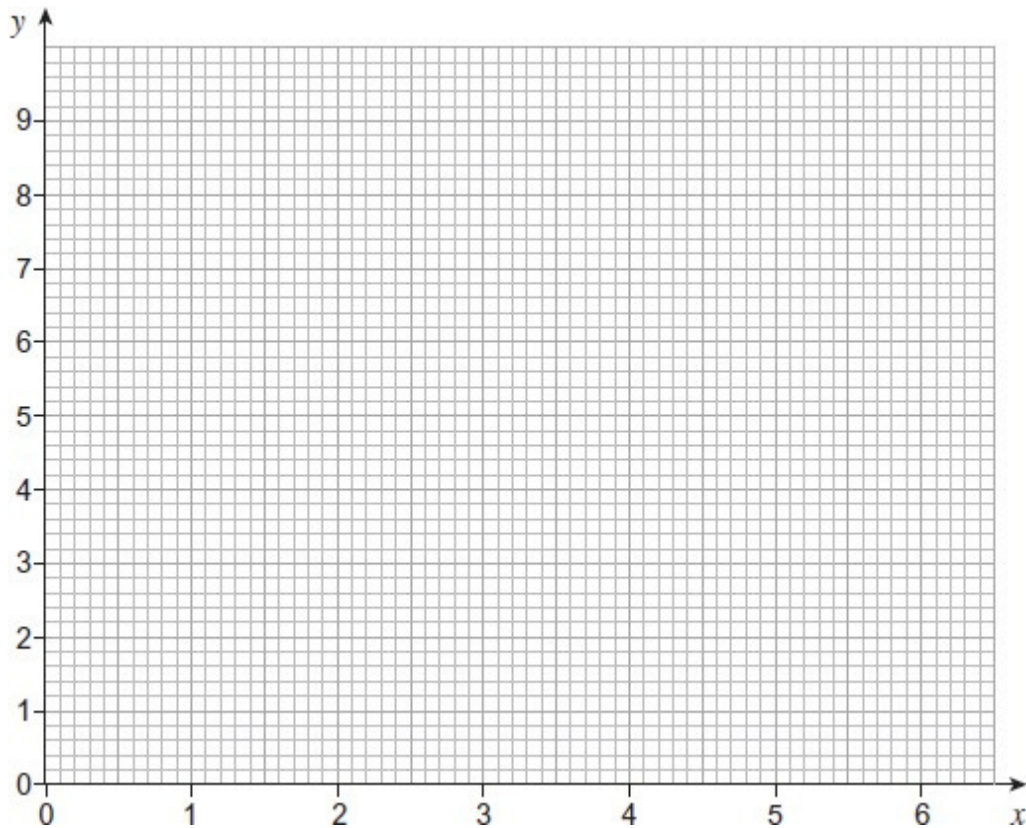
Q11.

(a) Complete the table of values for $y = x^2 - 6x + 9$

x	0	1	2	3	4	5	6
y	9	4			1		9

(2)

(b) Draw the graph of $y = x^2 - 6x + 9$ for values of x from 0 to 6



(2)

(c) Write down the solution of the equation $x^2 - 6x + 9 = 0$

$x =$ _____

(1)

(Total 5 marks)