

Q1.

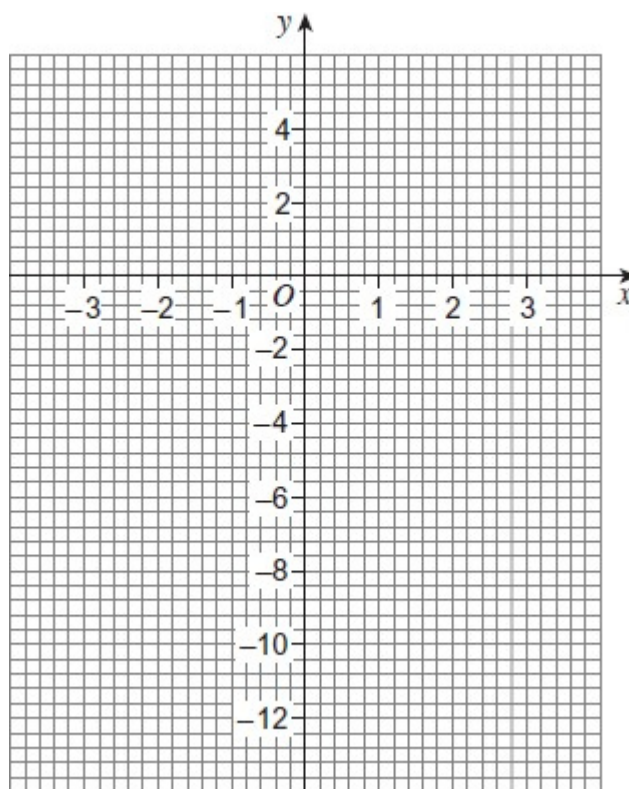
(a) Complete the table of values for $y = 2 + x - x^2$

x	-3	-2	-1	0	1	2	3
y	-10		0	2		0	-4

.....

(2)

(b) Draw the graph of $y = 2 + x - x^2$ for values of x from -3 to 3



(2)

(c) Draw the line $y = -3$ on the same grid.

(1)

(d) Write down the solutions to the equation $2 + x - x^2 = -3$

Answer

(1)
(Total 6 marks)


Q2.

(a) Complete the table of values for $y = 3 - x^2$

x	-3	-2	-1	0	1	2	3
y		-1	2		2		-6

(2)

(b) Draw the graph of $y = 3 - x^2$ for values of x from -3 to 3



(2)

(c) Use the graph to work out the values of x when $y = -1.5$

.....

Answer and

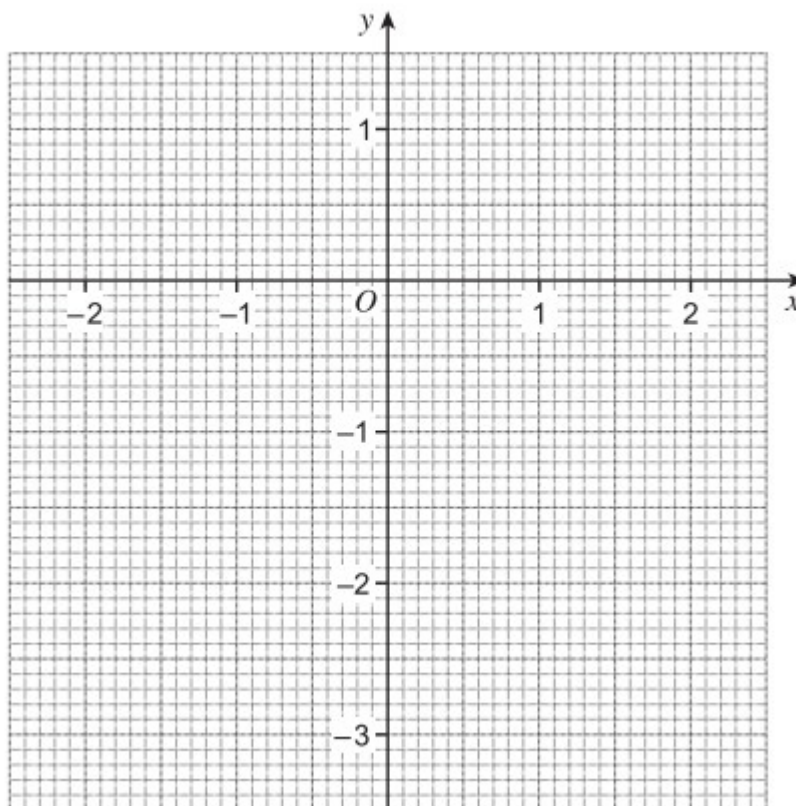
(2)
 (Total 6 marks)

Q3.(a) Complete the table of values for $y = x^2 - 3$

x	-2	-1	0	1	2
y	1				1

(2)

(b) Draw the graph of $y = x^2 - 3$ for values of x from -2 to 2 .



(2)

(c) Use your graph to work out the values of x when $y = 0.5$

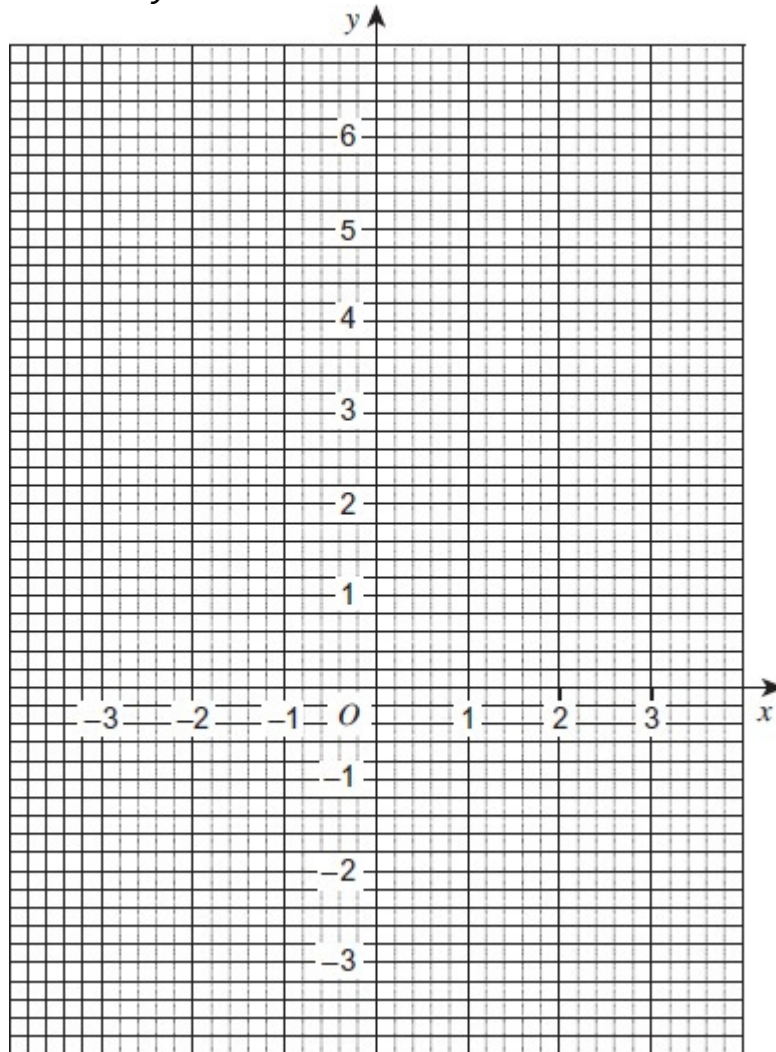
.....
.....

Answer and

(2)
(Total 6 marks)

Q4.

Draw the graph of $x + y = 2$ for values of x from -3 to 3 .



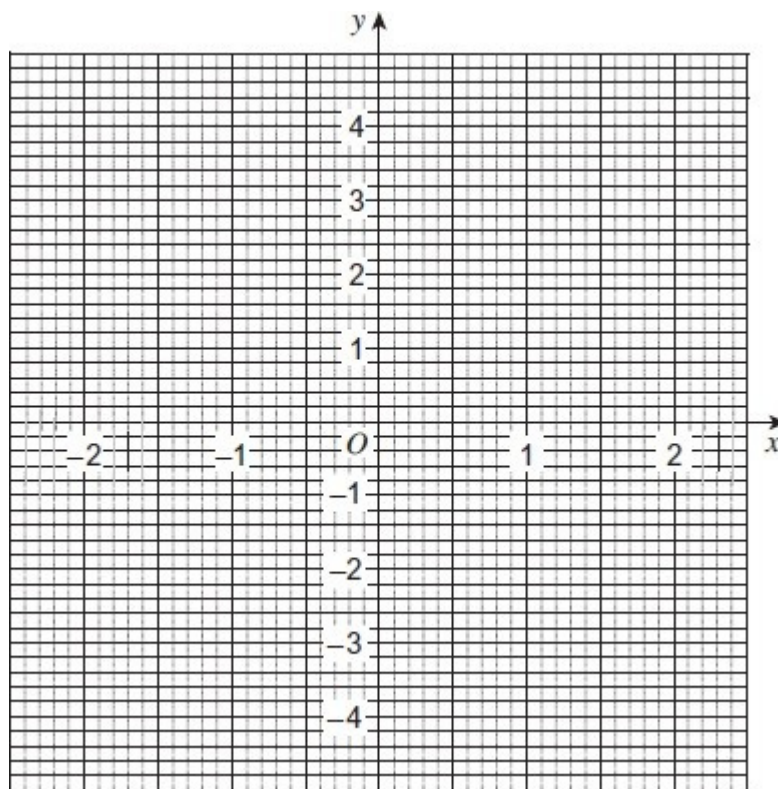
(Total 3 marks)

Q5.(a) Complete the table of values for $y = x^2$

x	-2	-1	0	1	2
y	4			1	

(2)

(b) On the grid, draw the graph of $y = x^2$ for values of x from -2 to 2.



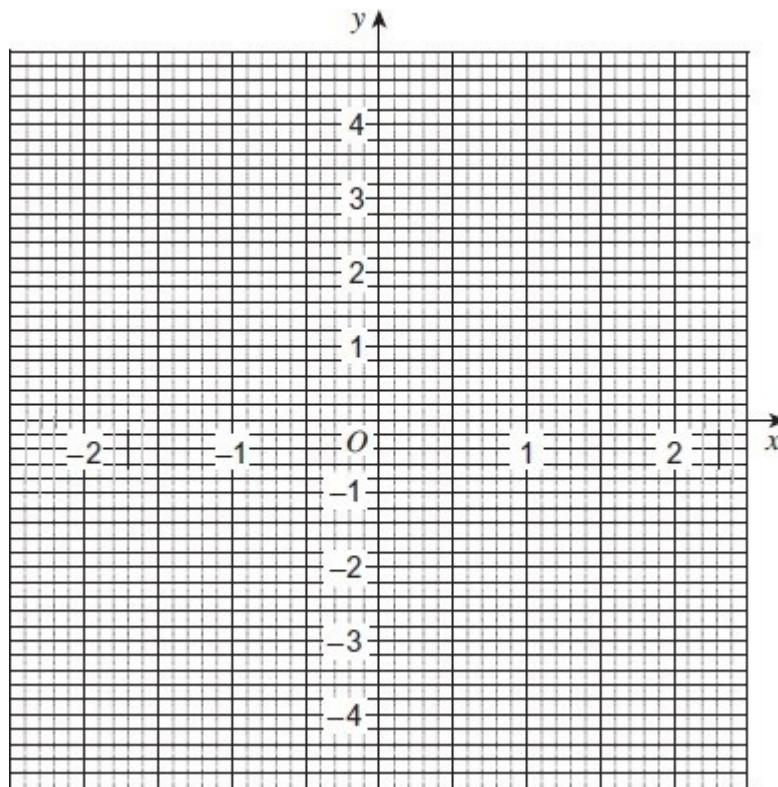
(2)
(Total 4 marks)

Q6.(a) Complete the table of values for $y = x^2$

x	-2	-1	0	1	2
y	4			1	

(2)

(b) On the grid, draw the graph of $y = x^2$ for values of x from -2 to 2 .



(2)

(c) On the same grid, draw the graph of $y = x^2 - 3$ for values of x from -2 to 2 .

(2)

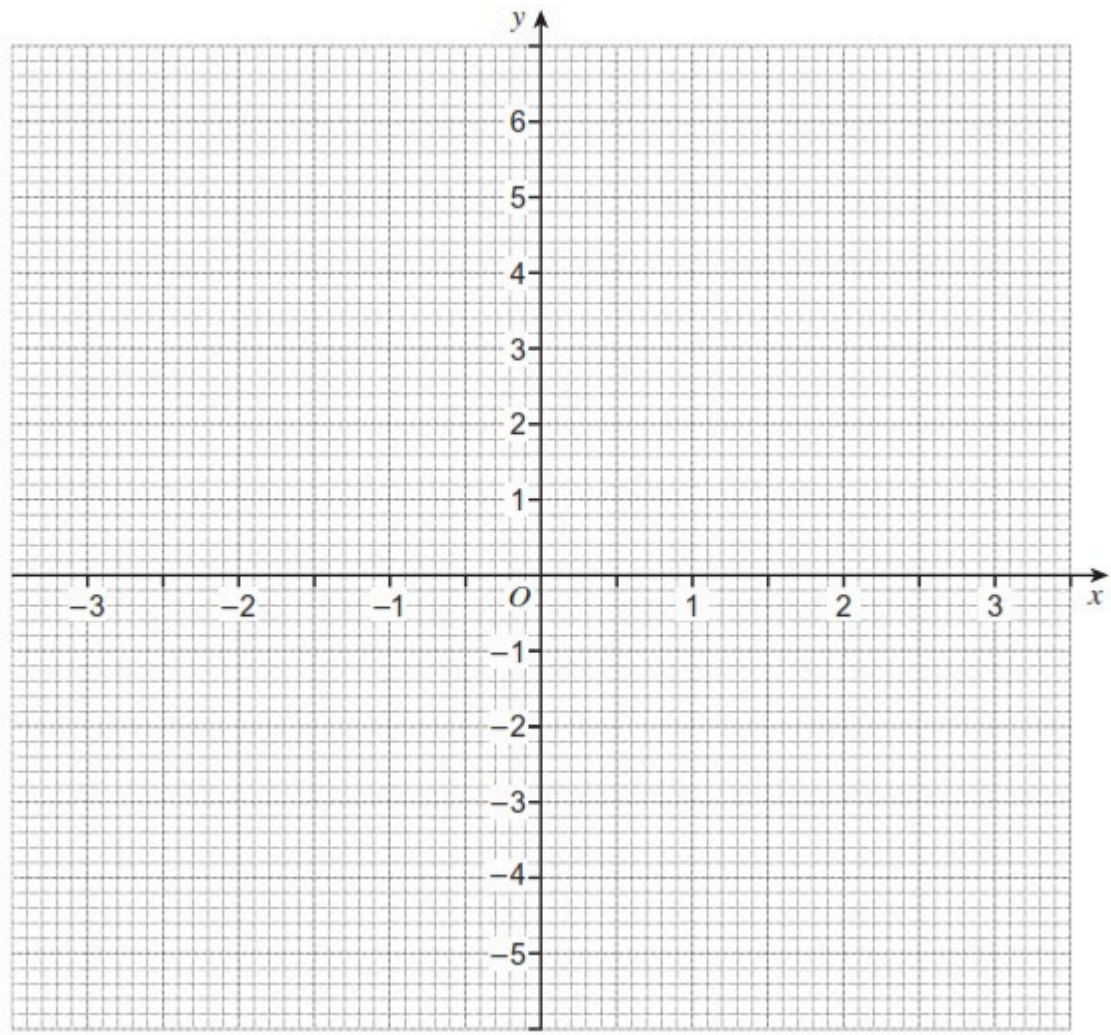
(Total 6 marks)

Q7.(a) Complete the table of values for $y = x^2 - 4$

x	-3	-2	-1	0	1	2	3
y	5	0	-3			0	

(2)

- (b) Draw the graph of $y = x^2 - 4$ for values of x from -3 to 3 .



(3)

- (c) Draw the graph of $y = 2$ on the grid opposite for values of x from -3 to 3 .

(1)

- (d) Write down the coordinates of the points of intersection of the two graphs.

Answer and

(2)


(Total 8 marks)

Q8.(a) Complete the table of values for $y = 2x^2 - 3$

x	-2	-1	0	1	2
y	5			-1	

(2)

(b) Draw the graph of $y = 2x^2 - 3$ for values of x from -2 to 2.



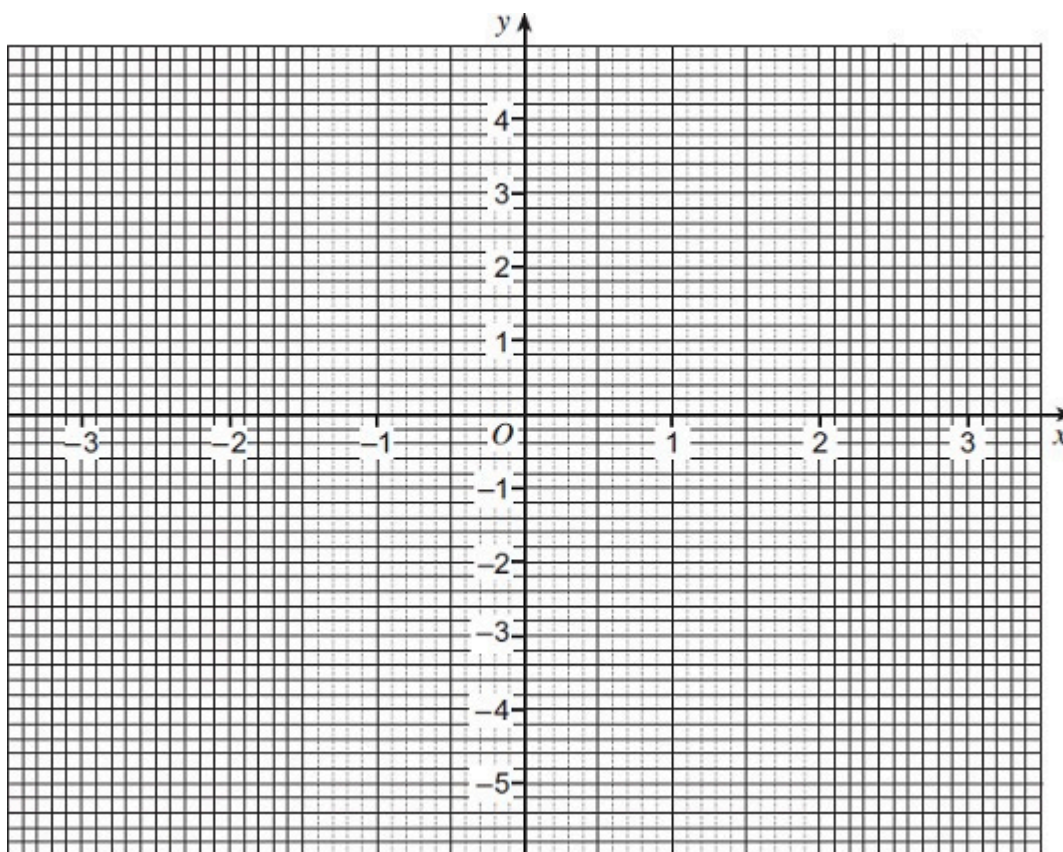
(4)
(Total 6 marks)

Q9.(a) Complete the table of values for $y = x^2 - 5$

x	-3	-2	-1	0	1	2	3
y		-1	-4	-5		-1	4

(2)

(b) Draw the graph of $y = x^2 - 5$ for values of x from -3 to 3.



(3)

(c) Write down the values of x when $y = 0$

Answer and

(2)
(Total 7 marks)