



Please write clearly in block capitals.

Centre number

--	--	--	--	--

Candidate number

--	--	--	--

Surname

Forename(s)

Candidate signature

# GCSE PHYSICS

# H

Higher Tier Paper 1

Wednesday 23 May 2018

Afternoon

Time allowed: 1 hour 45 minutes

## Materials

For this paper you must have:

- a ruler
- a scientific calculator
- the Physics Equation Sheet (enclosed).

## Instructions

- Use black ink or black ball-point pen.
- Fill in the boxes at the top of this page.
- Answer all questions in the space provided.
- Do all rough work in this book. Cross through any work you do not want to be marked.
- In all calculations, show clearly how you work out your answer.

## Information

- The maximum mark for this paper is 100.
- The marks for questions are shown in brackets.
- You are expected to use a calculator where appropriate.
- You are reminded of the need for good English and clear presentation in your answers.

For	Examiner's	Use
Question	Mark	
1		
2		
3		
4		
5		
6		
7		
8		
9		
10		
TOTAL		

\*

j u n 1 8 8 4 6 3 1 H 0 1 \*

IB/G/Jun18/E13

**8463/1H**

0 1

Figure 1 shows a student walking on a carpet.

Figure 1



0 1 1

The student becomes negatively charged because of the friction between his socks and the carpet.

Explain why the friction causes the student to become charged.

[2 marks]

---

---

---

0 1 2


The student's head is represented by the sphere in Figure 2.

The student is negatively charged. The arrow shows part of the electric field around the student's head.

Draw three more arrows on Figure 2 to complete the electric field pattern.

[1 mark]

Figure 2



0 1 3

The negatively charged student touches a metal tap and receives an electric shock.

Explain why.

[3 marks]

---



---



---



---



---

Turn over ►

0	1	4	
---	---	---	--

Some carpets have thin copper wires running through them. The student is less likely to receive an electric shock after walking on this type of carpet.

Suggest why.

[2 marks]

---

---

---

---

---

---

---

8

0 2

A teacher used a Geiger-Muller tube and counter to measure the number of counts in 60 seconds for a radioactive rock.

0 2.1

The counter recorded 819 counts in 60 seconds. The background radiation count rate was 0.30 counts per second.

Calculate the count rate for the rock.

[3 marks]

---



---



---



---

Count rate = \_\_\_\_\_ per second

0 2.2

A householder is worried about the radiation emitted by the granite worktop in his kitchen.

1 kg of granite has an activity of 1250 Bq. The kitchen worktop has a mass of 180 kg.

Calculate the activity of the kitchen worktop in Bq.

[2 marks]

---



---



---



---

Activity = \_\_\_\_\_ Bq

Question 2 continues on the next page

Turn over ►

0 2 3

The average total radiation dose per year in the UK is 2.0 millisieverts. Table 1 shows the effects of radiation dose on the human body.

Table 1

Radiation dose in millisieverts	Effects
10 000	Immediate illness; death within a few weeks
1000	Radiation sickness; unlikely to cause death
100	Lowest dose with evidence of causing cancer

The average radiation dose from the granite worktop is 0.003 millisieverts per day.

Explain why the householder should not be concerned about his yearly radiation dose from the granite worktop.

One year is 365 days.

[2 marks]

---



---



---

0 2.4

0 0 0

Bananas are a source of background radiation. Some people think that the unit of radiation dose should be changed from sieverts to Banana Equivalent Dose.

Suggest one reason why the Banana Equivalent Dose may help the public be more aware of radiation risks.

[1 mark]

---



---



---

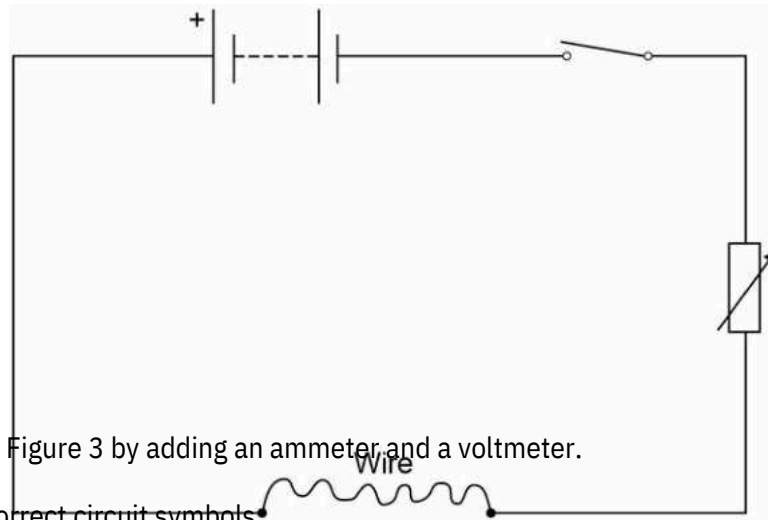
8

0 3

A student investigated how the resistance of a piece of nichrome wire varies with length.

Figure 3 shows part of the circuit that the student used.

Figure 3



Complete Figure 3 by adding an ammeter and a voltmeter.

Use the correct circuit symbols.

0 3.1

[3 marks]

Turn over ►






0 3 4

The student used crocodile clips to make connections to the wire.


They could have used a piece of equipment called a 'jockey'.

Figure 4 shows a crocodile clip and a jockey in contact with a wire.

Figure 4



Crocodile clip



Jockey

How would using the jockey have affected the accuracy and resolution of the student's results compared to using the crocodile clip?

Tick two boxes.

[2 marks]

The accuracy of the student's results would be higher.

The accuracy of the student's results would be lower.

The accuracy of the student's results would be the same.

The resolution of the length measurement would be higher.

The resolution of the length measurement would be lower.

The resolution of the length measurement would be the same.

There are no questions printed on this page

*Do not write  
outside the  
box*

DO NOT WRITE ON THIS PAGE  
ANSWER IN THE SPACES PROVIDED

0 4

Figure 5 shows a cyclist riding along a straight, level road at a constant speed.

Figure 5



0 4 1

Complete the sentences.

[2 marks]

As the cyclist rides along the road, the energy store  
in the cyclist's body decreases.

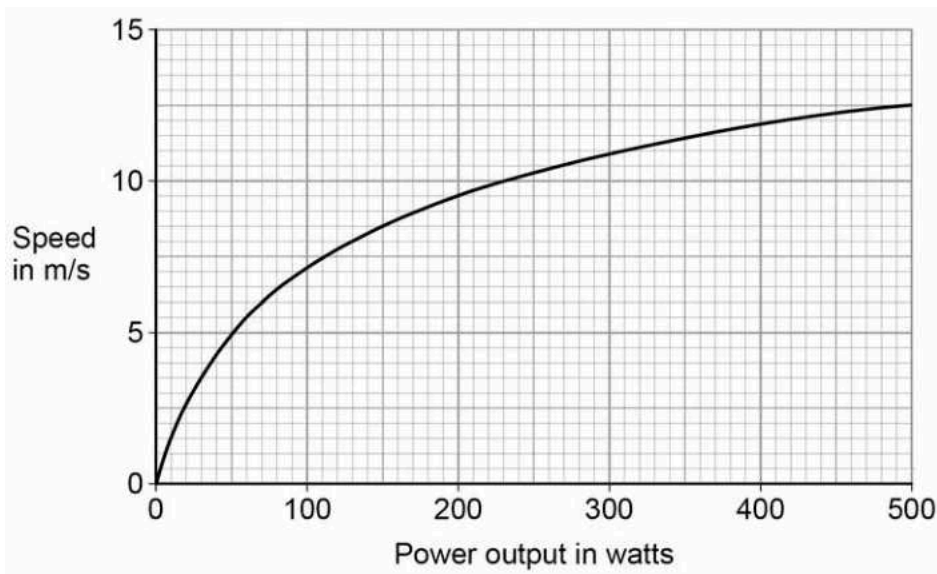
The speed of the cyclist is constant when the work done by the cyclist is  
the work done against air resistance.

Question 4 continues on the next page

Turn over ►

Figure 6 shows how the speed changes as the power output of the cyclist changes.

Figure 6



0 4 . 2

Write down the equation that links power, time and work done.

[1 mark]

0 4 . 3

□ □ □

Calculate the work done by the cyclist when his power output is 200 W for 1800 seconds.

[3 marks]

---



---



---



---

Work done = \_\_\_\_\_ J

0 4 4

Calculate the percentage increase in speed of the cyclist when the power output changes from 200 W to 300 W.

[2 marks]

---

---

---

---

Percentage increase in speed = \_\_\_\_\_

0 4 5

The maximum speed this cyclist can travel on a level road is 14 m/s.

How does cycling uphill affect the maximum speed of this cyclist?

Explain your answer.

[3 marks]

---

---

---

---

---

---

0 5 1

Complete the sentence. Choose answers from the box.

[2 marks]

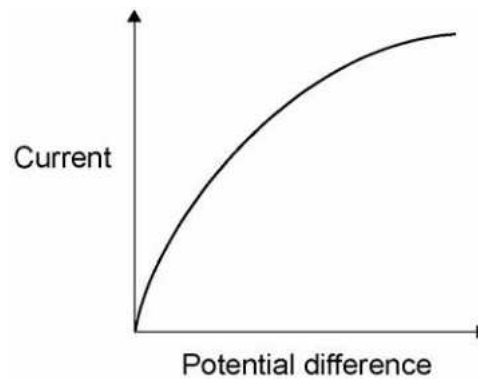
charge	potential difference	power	temperature	time
--------	----------------------	-------	-------------	------

The current through an ohmic conductor is directly proportional to the \_\_\_\_\_ across the component, provided that the remains constant.

0 5 2

Figure 7 shows a current – potential difference graph for a filament lamp.

Figure 7



Explain how the resistance of a filament lamp changes as the potential difference across it increases.

[3 marks]

---



---



---



---



---

0	5	3
---	---	---

Many householders are replacing their filament lamps with LED lamps which are more energy efficient.

What does more energy efficient mean?

[1 mark]

---

---

---

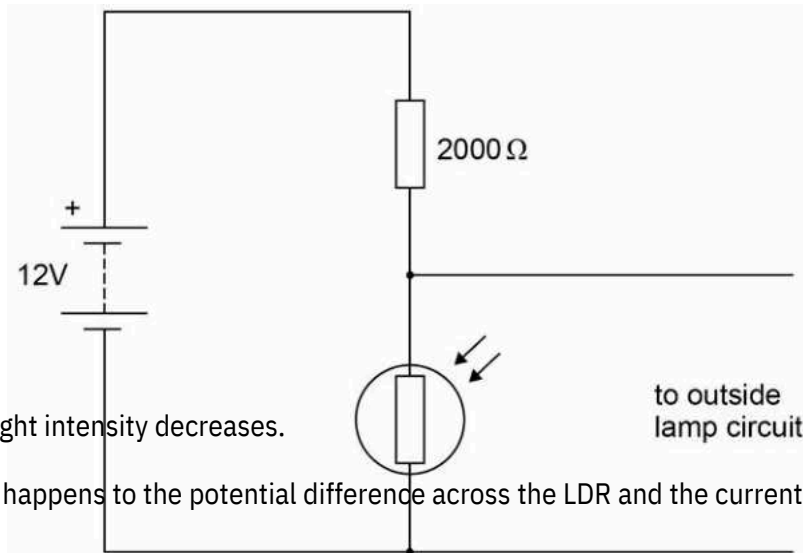
Question 5 continues on the next page

Turn over ►

A Light Dependent Resistor (LDR) is used to turn on an outside lamp when it gets dark.

Part of the circuit is shown in Figure 8.

Figure 8



What happens to the potential difference across the LDR and the current in the LDR?

[2 marks]

Potential difference  
Current

0 5 . 4

\_\_\_\_\_

0 5 . 5

What is the resistance of the LDR when the potential difference across it is 4 V? Give a reason for your answer.

[2 marks]

Resistance = \_\_\_\_\_

Reason \_\_\_\_\_

\_\_\_\_\_

\_\_\_\_\_



0	5	.	6
---	---	---	---

Calculate the current through the LDR when the resistance of the LDR is  $5000 \Omega$ . Give your answer to 2 significant figures.

[4 marks]

---

---

---

---

Current = \_\_\_\_\_ A

14

Turn over for the next question

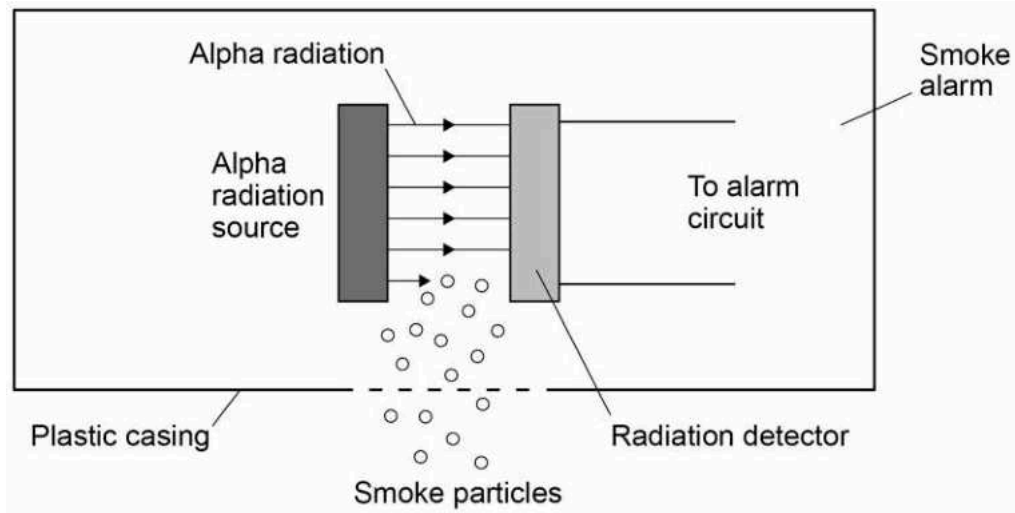
Turn over ►

0 6

Smoke alarms contain an alpha radiation source and a radiation detector.

Figure 9 shows part of the inside of a smoke alarm.

Figure 9



0 6.1

The smoke alarm stays off while alpha radiation reaches the detector.

Why does the alarm switch on when smoke particles enter the plastic casing?

[1 mark]

---



---



---

0 6.2

Why is it safe to use a source of alpha radiation in a house?

[1 mark]

---



---



---

0	6	.	3
---	---	---	---

The smoke alarm would not work with a radiation source that emits beta or gamma radiation.

Explain why.

[2 marks]

---

---

---

---

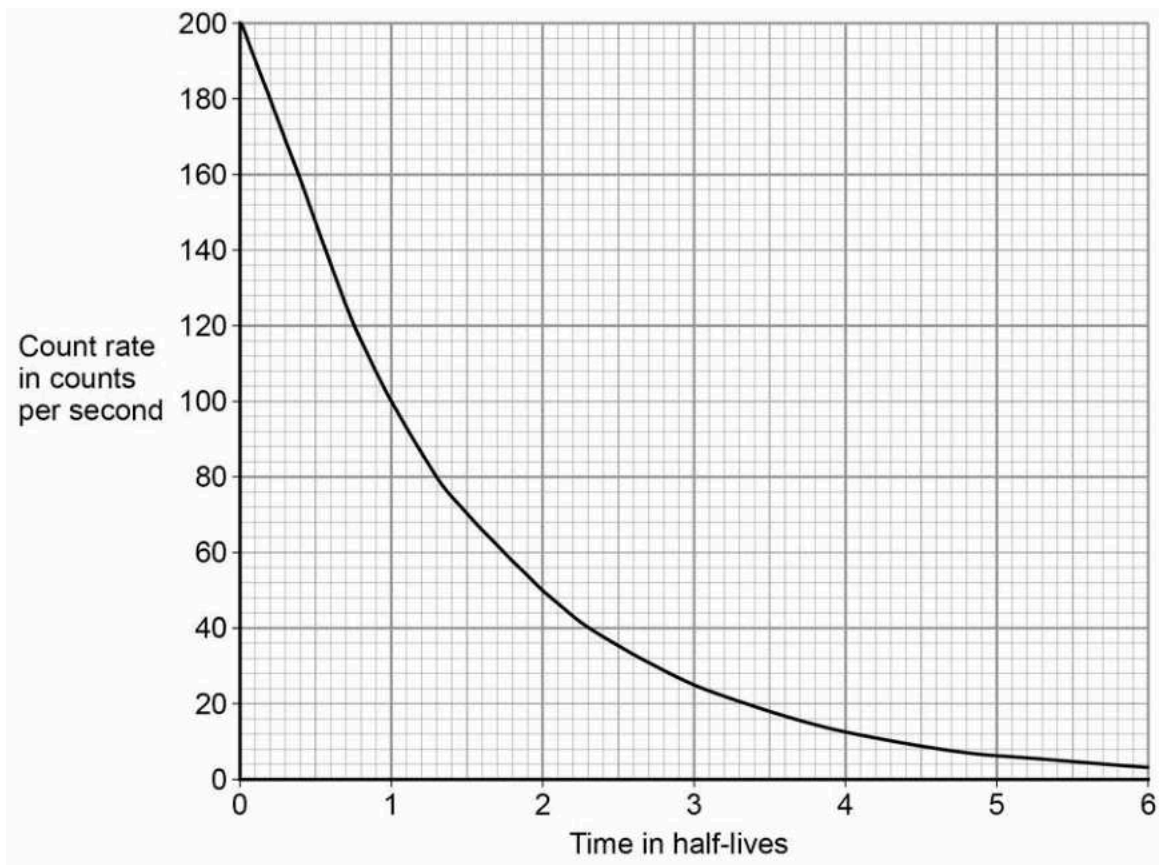
Question 6 continues on the next page

Turn over ►

0 6.4

Figure 10 shows how the count rate detected from the radiation source in the smoke alarm changes with time.

Figure 10



The smoke alarm switches on when the count rate falls to 80 counts per second.

Explain why the radiation source inside the smoke alarm should have a long half-life.

[2 marks]

---



---



---

0 6 5

Figure 11 shows a patient who has been injected with a radioactive source for medical diagnosis.

Figure 11

Radiation detector



Explain the ideal properties of a radioactive source for use in medical diagnosis.

[4 marks]

---

---

---

---

---

---

---

---

10

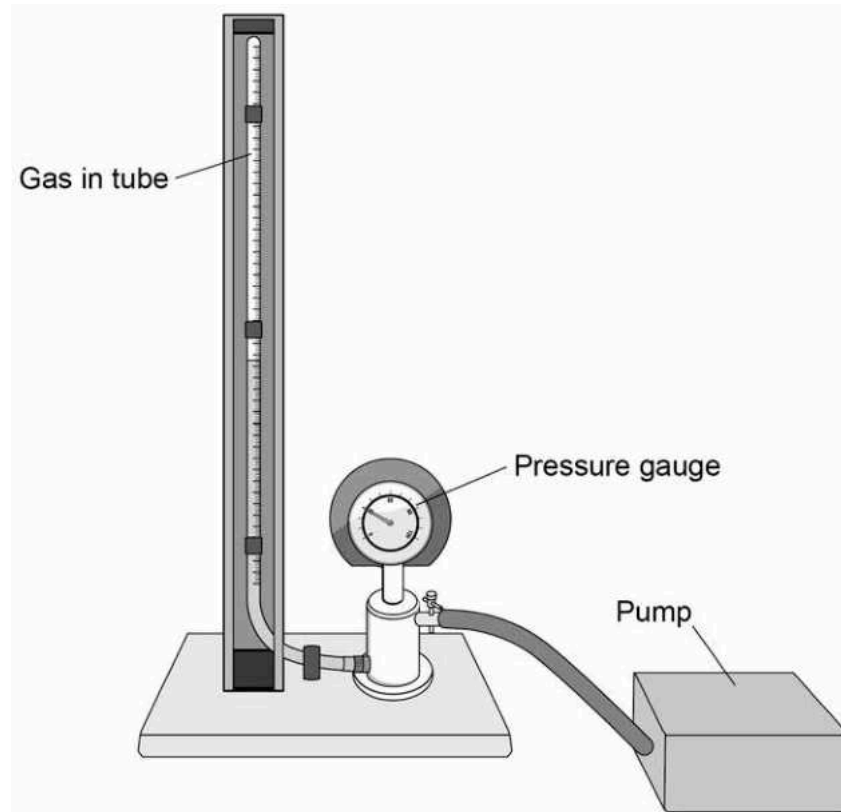
Turn over ►

0 7

A student investigated how the pressure exerted by a gas varied with the volume of the gas.

Figure 12 shows the equipment the student used.

Figure 12



A pump was used to compress the gas in a tube. As the volume of the gas decreases, the pressure of the gas increases.

0 7 1

The student only recorded one set of results.

Give two reasons why taking repeat readings could provide more accurate data.

[2 marks]

1 \_\_\_\_\_

\_\_\_\_\_

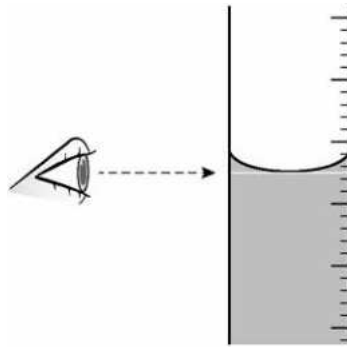
2 \_\_\_\_\_

\_\_\_\_\_

0 7.2

Figure 13 shows the position of the student's eye when taking volume measurements.

Figure 13



Explain what type of error would be caused if the student's eye was not in line with the level of the liquid in the tube.

[2 marks]

0 7.3

---



---



---

0 0 0

If the gas is compressed too quickly the temperature of the gas increases.

Explain how the temperature increase would affect the pressure exerted by the gas.

[2 marks]

---



---



---



---

Question 7 continues on the next page

Turn over ►

0 7 4

One of the student's results is given below.

pressure =  $1.6 \times 10^5$  Pavolume = 9.0 cm<sup>3</sup>Calculate the volume of the gas when the pressure was  $1.8 \times 10^5$  Pa.

The temperature of the gas was constant.

[3 marks]

---

---

---

---

Volume = \_\_\_\_\_ cm<sup>3</sup>



0 7 5

Figure 14 shows a person using a bicycle pump to inflate a tyre.

Figure 14



The internal energy of the air increases as the tyre is inflated.

Explain why.

[2 marks]

---

---

---

11

Turn over for the next question

Turn over ►

0 8

Nuclear power stations generate electricity through nuclear fission. Electricity can also be generated by burning shale gas.

0 8.1

Shale gas is natural gas trapped in rocks. Shale gas can be extracted by a process called fracking. There is some evidence that fracking causes minor earthquakes. Burning shale gas adds carbon dioxide to the atmosphere.

Describe the advantages of nuclear power compared with the use of shale gas to generate electricity.

[3 marks]

---

---

---

---

---

---

---

---

---

---

0 8.2

What is the name of one fuel used in nuclear power stations?

[1 mark]

---

0	8	3
---	---	---

Describe the process of nuclear fission.

[4 marks]

---

---

---

---

---

---

---

---

---

---

8

Turn over for the next question

Turn over ►

0 9

Figure 15 shows a coffee machine. The coffee machine uses an electric element to heat water.

Figure 15



0 9 1

The coffee machine has a metal case.

Why would it be dangerous for the live wire of the electric cable to touch the metal case?

[1 mark]

0

9 2

The power output of the coffee machine is 2.53 kW.

The mains potential difference is 230 V.

Calculate the current in the coffee machine.

[3 marks]

---



---



---

Current = \_\_\_\_\_ A

0	9	3
---	---	---

The coffee machine heats water from 20 °C to 90 °C.

The power output of the coffee machine is 2.53 kW.

The specific heat capacity of water is 4200 J/kg °C.

Calculate the mass of water that the coffee machine can heat in 14 seconds.

[5 marks]

---

---

---

---

---

Mass = \_\_\_\_\_ kg

9

Turn over for the next question

Turn over ►

1 0

Figure 16 shows a wind turbine.

Figure 16



1 0 1

At a particular wind speed, a volume of  $2.3 \times 10^4 \text{ m}^3$  of air passes the blades each second.

The density of air is  $1.2 \text{ kg/m}^3$ .

Calculate the mass of air passing the blades per second.

[3 marks]

---



---



---

Mass of air per second = \_\_\_\_\_ kg

1 0 2

The power output of the turbine is directly proportional to the kinetic energy of the air passing the blades each second.

Describe the effect on the power output when the wind speed is halved.

[3 marks]

---



---



---



---

1	0	.	3
---	---	---	---

At a different wind speed, the wind turbine has a power output of 388 kW.

The mass of air passing the wind turbine each second is 13 800 kg.

Calculate the speed of the air passing the blades each second.

Assume that the process is 100% efficient.

[3 marks]

---

---

---

---

Speed of air = \_\_\_\_\_ m/s

9

END OF QUESTIONS

Turn over ►

There are no questions printed on this page

*Do not write  
outside the  
box*

**DO NOT WRITE ON THIS PAGE  
ANSWER IN THE SPACES PROVIDED**

Copyright Information

For confidentiality purposes, from the November 2015 examination series, acknowledgements of third party copyright material will be published in a separate booklet rather than including them on the examination paper or support materials. This booklet is published after each examination series and is available for free download from [www.aqa.org.uk](http://www.aqa.org.uk) after the live examination series.

Permission to reproduce all copyright material has been applied for. In some cases, efforts to contact copyright-holders may have been unsuccessful and AQA will be happy to rectify any omissions of acknowledgements. If you have any queries please contact the Copyright Team, AQA, Stag Hill House, Guildford, GU2 7XJ.

Copyright © 2018 AQA and its licensors. All rights reserved.